
深圳市兆驰股份有限公司

Shenzhen MTC Co., Ltd

2016 年年度报告



002429

2017 4 21



“

”

1,810,776,243

10

0.25

0

10

15



.....	2
.....	6
.....	10
.....	15
.....	36
.....	62
.....	69
.....	70
.....	78
.....	86
.....	87
.....	189


1

2

1

2

LED



7

8

--	--	--	--



5



1

2

3

1

2

3

1 2014

2 2015



3 2016

1

--	--

“ ”

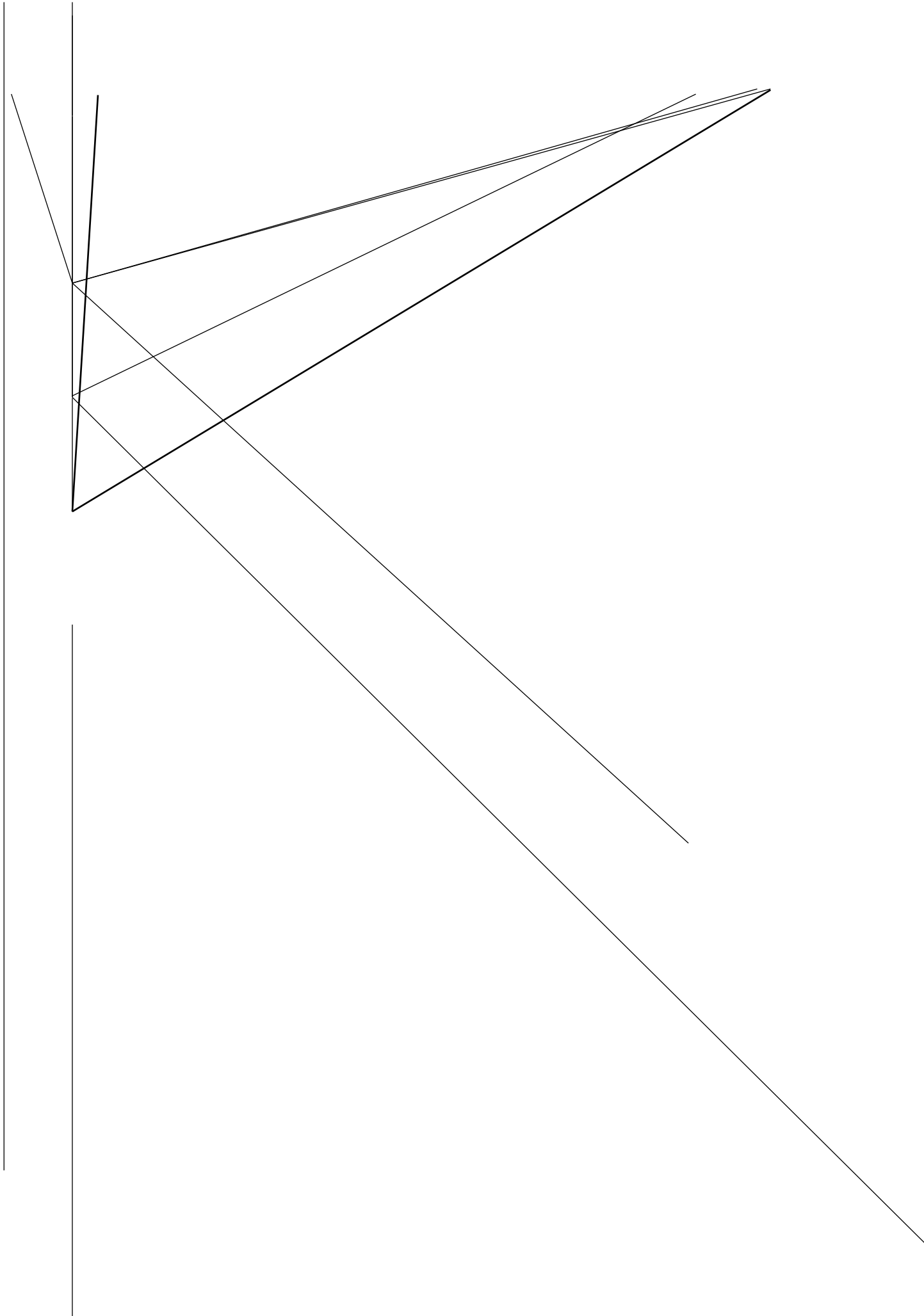





2

3

1





		48,900.00	—	—	—	1,848.69	—

4

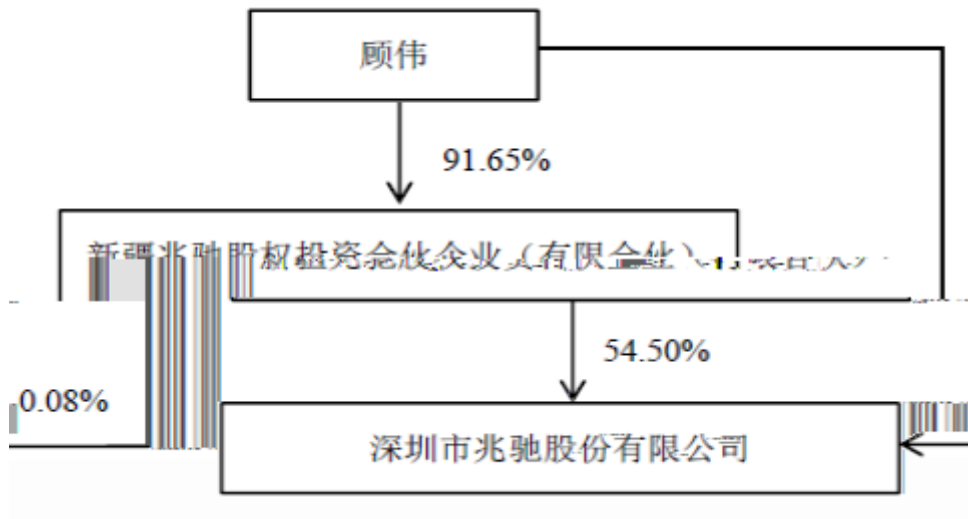
1

2

1

2

3



4 10%

5



2

3

4

1

2


1


2

3

1

2





A horizontal line spans across the table grid, positioned between the 6th and 7th rows.

A short vertical line is present in the 6th column, extending from the bottom edge of the table to the horizontal line.

1

2

1

2

3

4

5

6

7

8

9

3

12

13

16

1

2

3

17

18

19

20

21

1

2

22

23

24

1

2



3

4

25

27

28

29

1

2

30

/

31

1

2

32

33

1

2

34

1



3

1

2

3

4

1

2

3

4

--	--	--	--	--	--

4

2

7

1

2

8

9

1

--	--	--	--

2

3

4

5

6

7

8

10

1

2

3

4

11

12

13

14

2

3

2

3

3

21

22

23


1

2

24

25

1



--	--	--	--	--	--	--

2

26

27

1

2

28

29 /

1

2

30

31

1

2

32

33

34

35

1

2

1

37

1



2 1

42

43

44

45

1

46

47

1

48

49

50

51

52

53

54

1

2

55

56

57

--	--	--	--



66

67

68

69

--	--	--	--	--

73

1

2

3

4

2

3

4

--	--	--	--

2

78

79

1

1

0.82

2

3

4

5

6

2

3

4

5

1

1



--	--

1

2

3

4

5

1

--	--	--	--

2 / /

3

4

5

6

7

--	--	--

--	--	--

6

1

2

1

--	--

2

3

4

1

2

1

2

1

2

3

4

1

2

3

4

5

6

1

2

2

3

4

--	--	--	--

5

6

2

1

2

3

4

5

6

7

8

2

3

1

2

