

Shenzhen MTC Co., Ltd.

2014

002429

2015 4 18

1,601,787,759

10

0.26

0

(

)

.....	2
.....	7
.....	9
.....	12
.....	44
.....	53
.....	60
.....	61
.....	69
.....	80
.....	83
.....	183

DVB-T2		
ODM		(Original Design Manufacture)
		(CRT) (VCD DVD) MP3

			002429
	Shenzhen MTC Co.,ltd		
	MTC		
	A		
	518103		
	3069	A	31 32
	518026		
	http://www.szmtc.com.cn		

	2005 04 04	A	440301102850794	44030677272966X	77272966-X
	2014 10 28	A	440301102850794	44030677272966X	77272966-X

	128 9

2

	2014	2013	2012	
	-36,684.77	-10,590.47	-13,836.16	
	5,763,313.44	3,706,521.44	4,171,010.00	
	37,355,527.31	2,261,766.72	24,103,657.52	
	-24,576,581.85	20,890,331.85	434,816.92	
	407,864.63	260,354.92	1,062,750.11	
	6,328,894.74	966,784.32	4,587,074.34	
	12,584,544.02	26,141,600.14	25,171,324.05	--

1

1

		1
		+
		+
101,690,899.81		2
		2011
		+
		3
		+

	54,100,345.96	2000 25 14% 3% 2000 577 17%

2014

LED

1

20%

2

			2014	2013	
			4,678,771	4,877,965	-4.08%
			4,639,065	5,040,056	-7.96%
			82,539	141,720	-41.76%
		--			
			5,953,940	5,398,074	10.30%
			5,419,712	5,611,719	-3.42%
			194,113	414,498	-53.17%
		--			
			281,353	469,409	-40.06%
			587,554	1,315,843	-55.35%

			10,122	73,785	-86.28%
		--			
LED			2,200,357,351	903,002,037	143.67%
			3,653,911,733	1,735,387,124	110.55%
			511,214,061	256,858,085	99.03%
		--			
MID			216,843	120,838	79.45%
			166,660	185,436	-10.13%
			6,530	41,407	-84.23%
		--			

30%

1

2 LED

LED

3 MID

MID 2013

2013

	3,685,293,116.89
	51.85%

5

1		2,235,189,637.14	31.45%
2		500,430,583.98	7.04%
3		428,838,595.38	6.03%
4		268,076,907.21	3.77%
5		252,757,393.18	3.56%
	--	3,685,293,116.89	51.85%

3

		2014		2013		
		5,807,182,704.42	96.21%	5,700,934,305.09	96.89%	1.86%
		5,493,014,120.11	91.01%	5,400,854,592.87	91.79%	1.71%
		134,145,920.47	2.22%	126,626,519.41	2.15%	5.94%
		180,022,663.84	2.98%	173,726,460.81	2.95%	3.62%

		2014		2013		
		4,503,574,650.02	74.61%	4,724,240,248.80	80.29%	-4.67%
		4,318,477,731.90	71.55%	4,534,722,626.98	77.07%	-4.77%
		78,812,556.38	1.31%	76,801,973.72	1.31%	2.62%
		106,284,361.74	1.76%	112,715,648.10	1.92%	-5.71%
		562,748,896.08	9.32%	503,471,056.72	8.56%	11.77%
		493,080,582.75	8.17%	439,501,534.66	7.47%	12.19%
		33,821,208.65	0.56%	30,739,425.37	0.52%	10.03%
		35,847,104.68	0.59%	33,230,096.69	0.56%	7.88%
		24,257,384.39	0.40%	41,266,682.08	0.70%	-41.22%
		21,230,062.82	0.35%	36,160,095.27	0.61%	-41.29%
		1,491,829.14	0.02%	2,615,523.58	0.04%	-42.96%
		1,535,492.43	0.03%	2,764,331.23	0.05%	-44.45%
LED		633,741,377.16	10.50%	386,194,917.51	6.56%	64.10%
LED		570,620,735.99	9.45%	346,957,513.89	5.90%	64.46%
LED		25,286,280.95	0.42%	15,525,035.68	0.26%	62.87%
LED		37,834,360.22	0.63%	23,712,367.94	0.40%	59.56%
MID		82,860,396.77	1.37%	45,761,399.98	0.78%	81.07%
MID		78,559,942.18	1.30%	43,512,822.07	0.74%	80.54%
MID		1,972,077.44	0.03%	944,561.06	0.02%	108.78%
MID		2,328,377.15	0.04%	1,304,016.85	0.02%	78.55%
		5,807,182,704.42	96.21%	5,700,934,305.09	96.89%	1.86%

	2,399,077,203.02
	43.44%

5

1		1,165,378,091.79	21.10%
2		605,145,385.77	10.96%
3		315,055,523.55	5.71%
4		188,554,693.08	3.41%
5		124,943,508.83	2.26%
	--	2,399,077,203.02	43.44%

4

项目	2014年度	2013年度	同比增减	原因
销售费用	163,845,935.35	113,999,881.81	43.72%	注1
管理费用	156,056,015.64	89,882,064.99	73.62%	注2
财务费用	-4,174,672.20	-28,040,200.34	85.11%	注3
资产减值损失	99,458,414.34	63,642,891.86	56.28%	注4
所得税费用	118,637,497.47	105,187,940.77	12.79%	

1	4,984.61	43.72%
2	6,617.40	73.62%
3	2,386.55	85.11%
4	3,581.55	56.28%

5

项 目	2014年度	2013年度	2012年度
研发支出(万元)	21,151	21,162	20,210
占主营业务收入的比重	3.11%	3.23%	3.19%
占净资产的比重	4.71%	5.53%	6.05%

6

	2014	2013	
	7,889,767,339.56	7,114,481,580.41	10.90%

	6,863,547,962.00	7,027,592,655.94	-2.33%
	1,026,219,377.56	86,888,924.47	1,081.07%
	2,588,566,187.41	1,961,874,642.13	31.94%
	3,007,117,154.34	2,755,031,093.53	9.15%
	-418,550,966.93	-793,156,451.40	47.23%
	3,042,217,125.13	2,449,821,934.54	24.18%
	3,995,576,377.49	1,486,996,908.60	168.70%
	-953,359,252.36	962,825,025.94	-199.02%
	-344,700,356.12	255,054,204.32	-235.15%

30%

1	93,933.05	1,081.07%
2	37,460.55	47.23%
3	191,618.43	199.02%

360,556,999.24 665,662,378.32 1,026,219,377.56

	6,800,888,649.06	5,807,182,704.42	14.61%	3.93%	1.86%	1.73%
	6,800,888,649.06	5,807,182,704.42	14.61%	3.93%	1.86%	1.73%
	5,245,200,466.77	4,503,574,650.02	14.14%	-1.39%	-4.67%	2.95%
	687,202,307.23	562,748,896.08	18.11%	8.32%	11.77%	-2.53%

	31,225,964.19	24,257,384.39	22.32%	-38.10%	-41.22%	4.12%
LED	745,204,312.75	633,741,377.16	14.96%	52.00%	64.10%	-6.26%
MID	92,055,598.12	82,860,396.77	9.99%	87.61%	81.07%	3.25%
	6,800,888,649.06	5,807,182,704.42	14.61%	3.93%	1.86%	1.73%
	3,090,258,260.10	2,637,714,714.90	14.64%	13.32%	13.01%	14.64%
	3,710,630,388.96	3,169,467,989.52	14.58%	-2.77%	-5.86%	14.58%
	6,800,888,649.06	5,807,182,704.42	14.61%	3.93%	1.86%	14.61%

1

1

	2014		2013			
	935,893,023.71	13.57%				

	2014		2013				
	1,212,621,715.58	17.58%	2,140,834,325.75	29.68%	-12.10%	92,821.26	43.36%

3

1.	20,890,331.85	20,890,331.85				20,890,331.85	0.00
	20,890,331.85						20,890,331.85
	0.00				3,686,250.00		3,686,250.00

1

1

500,000,000.00	249,896,700.00	100.08%
	LED LED LED LED DVD TFT LCD MID ; ; ; ; ; ;	100.00%
		100.00%

		100.00%

0

2

3

4

2

1

()

				15,000	2014	2014		15,000		197.26	197.26

				01 07	03 28					
				20,000	2014 02 21	2014 03 26		20,000		95.84 95.84
				10,000	2014 02 24	2014 05 25		10,000		146 146
				5,000	2014 01 24	2014 04 28		5,000		80.94 80.94
				5,000	2014 01 27	2014 04 28		5,000		78.36 78.36
				4,000	2014 04 01	2014 10 08		4,000		108.27 108.27
				7,000	2014 04 01	2014 05 07		7,000		33.14 33.14

				3,000	2014 05 04	2014 05 25		3,000			7.77	8.14
				4,000	2014 06 17	2014 07 17		4,000			14.79	14.79

				9,000	2014 12 29	2015 01 16		9,000		41.01	20.5 1
				4,000	2014 12 31	2015 01 16		4,000		17.21	8.1 1
				7,000	2014 11 24	2015 02 10		7,000		70.3	70.3
				3,000	2014 12 10	2015 03 09		3,000		30.72	30.72
				8,500	2014 12 25	2015 03 26		8,500		89	89
				188,900	--	--	--	188,900		2152.1	2122.85

--	--	--	--	--	--	--	--	--



				()					
	81,870,000.00	2014/07/18	2016/04/18	63	14,355,287.67	3,570,441.67			2014-059
	14,900,000.00	2014/07/23	2015/09/10		1,576,420.00	879,596.67			2014-069
	15,100,000.00	2014/07/25	2015/06/20	7 B1	1,255,989.04	570,904.11			2014-069
	5,000,000.00	2014/08/13	2014/08/20	328	5,564.06	5,564.06	5,564.06		2014-076
	50,000,000.00	2014/08/29	2016/08/29		9,200,000.00	0			2014-076
	50,000,000.00	2014/09/22	2015/11/01		5,104,109.59	1,151,000.00			2014-076
	50,000,000.00	2014/9/26	2015/4/29	65 A	2,650,684.93	1,072,602.74			2014-084
	100,000,000.00	2014/10/10	2015/7/10	80	7,105,479.45	1,900,000.00			2014-084
	50,000,000.00	2014/11/3	2015/5/18		2,443,287.67	619,305.56			2014-084
	70,000,000.00	2014/11/4	2015/11/4		6,090,000.00	0			2014-084
	2,134,970,000.00				267,139,792.26	90,815,026.97			

2

--	--	--	--	--	--	--	--	--	--	--	--	--	--	--	--	--	--	--	--

				172,324.06	2014 02 10	2015 02 10	172,324.06		258,527.75	57.63%	1,266.62
				172,324.06	--	--	172,324.06		258,527.75	57.63%	1,266.62
)				2014 01 21							
)				2014 02 11							
				1							
				2							
				3							
				4							
				1							
				2							
				3							
				4							

3

3

1

	163,335.93
	25,691.06
	116,744.98
	7,715.83
	7,715.83
	4.72%
()	
2010 648	
A 5,600 30 168,000	
4,664.07 163,335.93	
2010 208	
()	
91,053.92	
11,178.67 2014 25,691.06 2014	
3,534.25 116,744.98	
14,712.92 2014 12 31 61,303.87	

2

	()	(1)	(2)	(3) (2)/(1)					
		22,470	30,185.83	9,313.14	27,655.23	91.62%	2015 02 28		
		14,500	14,500	7,158.39	9,045.96	62.39%	2015 02 28		
		8,980	1,264.17	197.67	1,264.17				
		4,050	4,050	2,401.64	2,967.05	73.26%	2015 06 30		
	--	50,000	50,000	19,070.84	40,932.41	--	--	--	--
				6,620.22	6,620.22				
					14,192.35				
	--				55,000	--	--	--	--
	--			6,620.22	75,812.57	--	--	--	--
	--	50,000	50,000	25,691.06	116,744.98	--	--	0	--

1 2011 7 8

	2014	7	31	2014	12	31
2015						

3

		(1)		(2)	(3)=(2)/(1)				
		30,185.83	9,313.14	27,655.23	91.62%	2015 02 28			
	--	30,185.83	9,313.14	27,655.23	--	--	0	--	--
				2014 5 8	2013				
						7,715.83			
						30,185.83			
()									

(>>BDC 00.6 751.8 334.142 17.64 refEM653/P <</MCID9>BDC 201.74 36108

			LED LED						
			(
MTC Electronic Co., Limited				5	1,729,896.5 72.04	718,170,972 .49	3,315,134.1 90.11	63,340,997. 98	63,340,997. 98
			LED LED	4,000	245,646,019 .01	245,100,994 .48	152,955,854 .08	1,479,298.0 7	1,109,473.5 4
				1,000	3,131,291.7 7	2,116,593.2 5	6,045,091.9 4	1,438,769.2 6	1,398,203.8 5
				3,000	93,412,004.	24,359,112.	94,711,409.	857,609.45	877,366.46

					81	82	30		
			LED LED						
			LED LED						
			DVD 50000		693,996,056	528,276,077	370,471,895	36,022,230.	28,276,077.
			TFT LCD		.44	.22	.80	08	23
			MID						
			;						

--	--	--	--	--	--	--	--	--	--

1				60,170.90	138.97%		
19,188.88		29.04%	LED				
	LED						
2	EMTC			78,492.51	51.76%		
135,358.95		69.01%				EMTC	EMTC
		EMTC					

	LED		2014 2,827.61

5

2013 12 31		
		20,890,331.85
		-20,890,331.85
		25,012,047.54
		-25,012,047.54
		-8,577,114.27

	7,787,787.32
	789,326.95

		2014-3-7	50000	100%



562,207,107.61				10%	56,220,710.76
977,335,270.73				53,998.00	2014 12 31
1,483,375,665.58				484,041,169.21	
2014 10 24					
					267,450
	2014 12 31		1,601,787,759		267,450
10	0.26		41,646,481.73		

2014 01 14					http://www.cninfo.com.cn/
2014 01 20					http://www.cninfo.com.cn/
2014 04 01					http://www.cninfo.com.cn/

2014 04 17					http://www.cninfo.com.cn/
2014 04 23					http://www.cninfo.com.cn/
2014 05 09					http://www.cninfo.com.cn/
2014 06 09					http://www.cninfo.com.cn/
2014 07 02					http://www.cninfo.com.cn/
2014 07 17					http://www.cninfo.com.cn/
2014 07 28					http://www.cninfo.com.cn/
2014 08 20					http://www.cninfo.com.cn/

--	--	--	--	--	--

1

2

3

1

2

3

4

5

1

1

2

3

2

	2012 08 08	3,000 RMB	2012 12	475 USD		2012 12			
			14			18			
				2013 12	475 USD		2013 12		
							13		
		30,000 RMB	2013 12	120 USD		2013 12			
	11				13				
				2014 1		2014 1			
						27			
2013 02 06	4,000 RMB	2013 03	1,500 RMB		2013 11				
		22			4				
			2014 2	300 USD		2014 2			
						3			
	5,000 RMB	2013 12	0		2013 11				
		16			11				
	30,000 RMB	2013 12	0		2014 3				
		20			4				
	15,000	2014 01	0						
		24							

		RMB						
	2014 02 11	3,000 RMB	2014 04 04		0			
B1		80,000 RMB		B2				0
B3		80,000 RMB		B4				0
A1+B1		80,000 RMB		A2+B2				
A3+B3		80,000 RMB		A4+B4				
A4+B4				0.00%				
C								
D 70%				0				
E 50%				0				
C+D+E				0				

1

3

4

1

5%

		(
	;				
	;		2010 03 09		
)			
			2012 07 31		

2

--	--

		64
	4	

64

2014

	17,006,700	1.59%			6,738,137	-5,355,372	1,382,765	18,389,465	1.15%
3	17,006,700	1.59%			6,738,137	-5,355,372	1,382,765	18,389,465	1.15%
	17,006,700	1.59%			6,738,137	-5,355,372	1,382,765	18,389,465	1.15%
	1,051,315,106	98.41%			527,280,266	5,070,372	532,350,638	1,583,665,744	98.85%
1	1,051,315,106	98.41%			527,280,266	5,070,372	532,350,638	1,583,665,744	98.85%
	1,068,321,806	100.00%			534,018,403	-285,000	533,733,403	1,602,055,209	100.00%

1

	2012 11 21	5.97 /	3,138,121	2012 12 13	3,138,121	
	2013 10 30	7.37 /	394,000	2014 01 07	394,000	

		2.25%	36,017,006	10,885,369		36,017,006		
		1.02%	16,378,818	5,459,606		16,378,818		
		0.77%	12,268,996	8,095,609		12,268,996		
		0.55%	8,833,423	8,833,423		8,833,423		
		0.55%	8,771,037	2,923,679		8,771,037		
		0.47%	7,475,096	2,491,699	5,606,322			
		0.47%	7,475,095	830,565	5,606,321			
10								
3								
10								
						1,023,730,313		1,023,730,313
						56,000,121		56,000,121
						37,806,309		37,806,309

			36,017,006		36,017,006
			16,378,818		16,378,818
			12,268,996		12,268,996
			8,833,423		8,833,423
			8,771,037		8,771,037
			7,172,719		7,172,719
			3,755,842		3,755,842
10					10
10					
10			10	10	
10	2014	12	31	10	
				3,755,842	2013
4					12
					31
					2,956,199
10					
10					

2014 12 31 10 12,268,996 2013 12 31 4,173,387 0 4,173,387

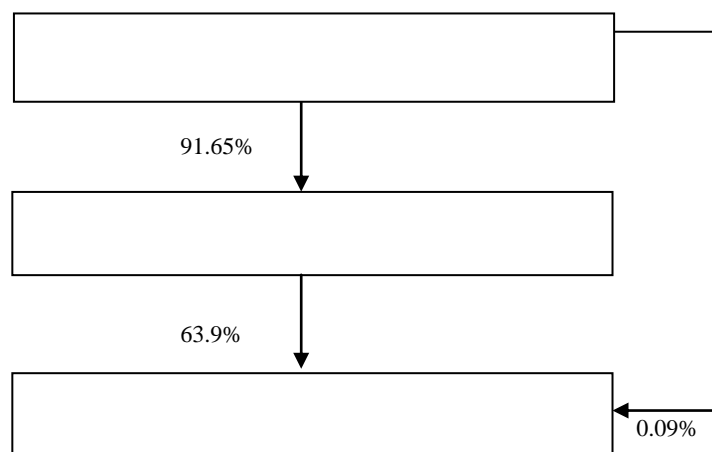
2

	/				
		2007 02 12	79920722-0	1,299.975	
		68.97	2014	6.67	


--	--


3

5	1965 -2007 5 6	2005 4 2007 6 2010 8 2007
10		



4 10%





	5	2013
	1953	(H) 2013 5
	1976 7 2011 6 2014 7	2008 2011 7 2012 7 2012 8 2014 7 2013 5

2

	1977 TV	2011 2	2005 12 2011 4 2014 5	TV
	1970 2009 6 2014 7	2011 9	2010 5 2011 6 2012 6	2005 9
	1972 2007 5		2005	
	1976 2014 5		2005 5	

3

	1982 2011 6 2013 7		2007 5 2011 5 2011 6	

--	--	--	--	--	--

			2011 09 20		
			2011 09 20		
			2011 09 20		
			1999 08 01		
			2011 09 20		

			2011 05 16		
		()	2011 04 21		
			2012 10 17		
			2013 12 04		
			2014 03 07		
			2014 12 11		
			2014 12 11		
			2008 04 18		
			2012 10 17		
			2011 04 21		
			2012 10 17		
			2012 10 17		
			2013 04 25		
			2014 12 11		
			2013 04 25	2015 03 25	
			2013 12 04		
			2014 03 07		
			2014 12 11		
			2014 12 11		
			2014 09 15		
			1997 06 01		

			2010 06 18		
			2014 07 01		
			2012 08 21	2015 08 20	
			2015 01 23		

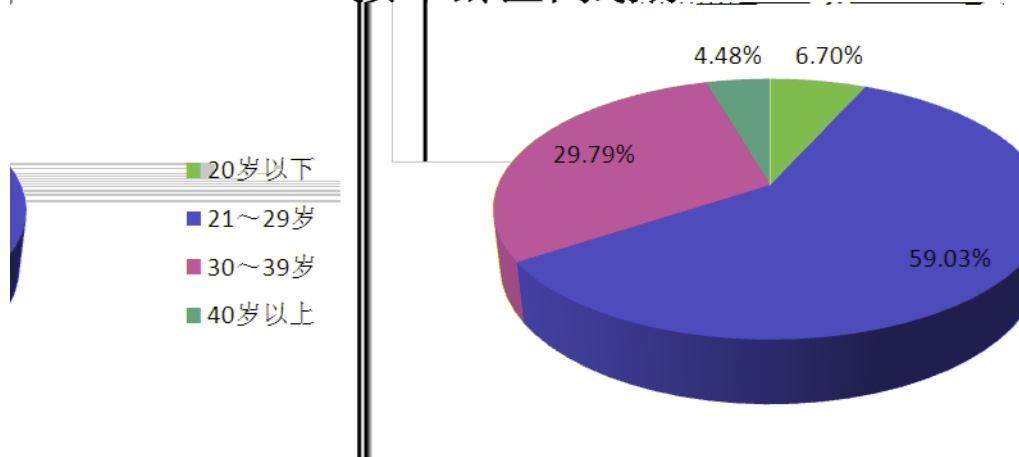
			50		80.98		80.98
			41		75.24		75.24
			47		41.45		41.45
			44		53.51		53.51
			47				
			35		46.34		46.34
			52		7		7
			39		7		7
			62		7		7
			38		5.07		5.07
			39		22.89		22.89
			43		31.93		31.93
			45		23.82		23.82
			33		37.6		37.6
	--	--	--	--	439.83	0	439.83

			2014 05 08	
			2014 05 08	
			2015 04 16	

%

		%
20	329	6.70%
21 29	2,897	59.03%
30 39	1,462	29.79%
40	220	4.48%
	4,908	100.00%

按年龄区间划分




1		2014-02-26	
2		2014-07-18	
3		2014-07-18	
4		2014-09-24	
5		2014-09-24	
6		2014-09-24	
7		2014-02-26	
8		2014-04-15	
9		2014-07-18	
10		2014-09-24	

Empty rectangular box


		2013	687,488,885 100% 0 0		
2013	2014 05 08			2014 05 09	www.cninfo.com.cn 2013 2014-043

		100%	0	
		0		
	2013	687,488,885		
		100%	0	
		0		
	2013			



2014

2014 02 10



2014	2014 08 04		1,023,962,472	2014 08 05	www.cninfo.com.cn 2014
			99.8905%		
			655,669		
			0.0640%		
		466,547			
			0.0455%		
		>	1,024,267,522		
		<	99.9203%		
			350,219		
			0.0342%		
			466,947		
			0.0456%		
			1,023,962,072		2014-062
			99.8905%		
			1,122,216		
			0.1095%		
			400		
			0.00004%		
			1,023,962,072		
			99.8905%		
			1,122,216		

		0.1095%	
		400	
		0.00004%	

			0	
			1,025,131,377	
		>	100%	
			0	
			0	
2014	2014 12 23		1,025,180,127	2014 12 24
			99.9987%	
			13,800	
			0.0013%	
			0	
				www.cninfo.com.

	2015 04 18
	http://www.cninfo.com.cn

2014 12 31	2015 3-193
	2015 04 18

<http://www.cninfo.com.cn>

	2015 04 16
	2015 3-192

2014 12 31

2014

1

	0.00	0.00
	923,887.75	977,057.44
	311,565,963.36	242,014,064.87
	565,698,608.22	287,279,722.07

	318,187.79	596,242.99
	42,719,191.55	57,581,626.18
	7,787,787.32	6,441,599.90
	2,221,963,428.33	3,219,759,207.23
	44,251,387.71	44,929,621.85
	34,449,368.10	25,012,047.54
	108,748,114.48	103,179,584.75
	789,326.95	7,022,355.89
	188,238,197.24	180,143,610.03
	2,410,201,625.57	3,399,902,817.26
	1,601,787,759.00	1,068,321,806.00
	489,163,355.21	1,022,679,672.21
	8,577,114.27	14,598,255.79
	-13,262,842.32	-14,842,611.94
	235,141,965.64	178,921,254.88

	2,181,967,352.09	1,572,471,686.53
	4,486,220,475.35	3,812,953,551.89
	0.00	0.00
	4,486,220,475.35	3,812,953,551.89
	6,896,422,100.92	7,212,856,369.15

2

	756,941,917.17	1,689,196,183.94
	0.00	20,890,331.85
	98,010,230.83	316,855,334.62
	1,046,952,102.63	933,328,527.13
	52,245,416.13	103,920,316.96
	7,002,848.77	10,292,118.62
	895,110,316.71	239,879,039.08
	569,377,484.94	810,222,995.46
	292,900,000.00	0.00
	1,108,220,255.11	1,656,069,166.09
	4,826,760,572.29	5,780,654,013.75

	500,740,083.69	247,992,595.99
	137,951,724.77	140,662,871.97
	3,121,886.17	3,380,152.28
	16,602,156.25	18,281,773.18
	456,082,094.18	2,583,135.16
	1,376,595,784.00	702,648,757.43
	6,203,356,356.29	6,483,302,771.18
	324,307,000.00	394,150,346.12
	3,686,250.00	0.00
	0.00	0.00
	1,874,785,694.08	2,634,545,055.75
	23,207,565.08	20,731,135.93
	17,108,185.80	19,823,488.46
	38,409,043.00	36,415,738.80
	0.00	2,129,094.97
	318,187.79	596,242.99
	41,812,989.40	54,322,123.39
	7,787,787.32	6,441,599.90
	2,331,422,702.47	3,169,154,826.31

	47,060,221.42	21,870,264.34
	163,845,935.35	113,999,881.81
	156,056,015.64	89,882,064.99
	-4,174,672.20	-28,040,200.34
	99,458,414.34	63,642,891.86
	-24,576,581.85	20,890,331.85
	139,046,427.12	58,458,361.85
	724,065,036.53	710,269,844.00
	62,114,279.63	31,275,479.35
	169,371.45	26,127.30
	1,879,440.37	1,112,667.66
	206,056.22	36,717.77
	784,299,875.79	740,432,655.69
	118,637,497.47	105,187,940.77
	665,662,378.32	635,244,714.92
	665,662,378.32	635,885,520.22
	0.00	-640,805.30
	1,579,769.62	-11,517,714.21
	1,579,769.62	-11,517,714.21
1.		

2.		
	1,579,769.62	-11,517,714.21
1.		
2.		
3.		
4.		
5.		



-34,826,056.59

6.		
	562,207,107.61	327,762,972.34
	0.3509	0.2046
	0.3509	0.2046

5

	7,568,402,148.87	6,962,371,973.19
	285,699,147.47	137,381,920.57
	35,666,043.22	14,727,686.65
	7,889,767,339.56	7,114,481,580.41
	5,956,639,152.83	6,328,694,955.73
	299,249,887.64	262,169,453.45

	322,381,907.49	182,755,017.45
	285,277,014.04	253,973,229.31
	6,863,547,962.00	7,027,592,655.94
	1,026,219,377.56	86,888,924.47
	139,046,427.12	58,458,361.85
	1,598,470.95	0.00
	2,447,921,289.34	1,903,416,280.28
	2,588,566,187.41	1,961,874,642.13
	426,008,265.61	271,999,142.89
	0.00	0.00
	0.00	0.00
	0.00	52,162,634.75
	2,581,108,888.73	2,430,869,315.89
	3,007,117,154.34	2,755,031,093.53
	-418,550,966.93	-793,156,451.40
	0.00	3,903,780.00
	0.00	1,000,000.00
	3,042,217,125.13	2,445,918,154.54
	3,042,217,125.13	2,449,821,934.54
	3,973,660,194.88	1,308,154,173.42
	21,916,182.61	178,842,735.18
	0.00	0.00

	0.00	0.00
	3,995,576,377.49	1,486,996,908.60
	-953,359,252.36	962,825,025.94
	990,485.61	-1,503,294.69
	-344,700,356.12	255,054,204.32
	1,007,088,527.99	752,034,323.67
	662,388,171.87	1,007,088,527.99

6

	6,856,669,045.10	6,522,042,453.93
	282,245,874.81	130,050,779.36
	63,110,395.40	9,240,002.34
	7,202,025,315.31	6,661,333,235.63
	6,351,952,667.51	5,281,537,521.69
	210,362,768.85	204,874,132.04
	276,247,870.02	163,392,322.95
	298,683,111.11	151,967,002.18
	7,137,246,417.49	5,801,770,978.86
	64,778,897.82	859,562,256.77
	119,678,640.78	58,458,361.85
	1,598,470.95	14,653,121.36
	2,447,889,023.86	1,903,416,280.28
	2,569,166,135.59	1,976,527,763.49
	304,823,057.36	224,728,926.41

	0.00	61,000,000.00
	2,615,545,997.20	2,444,922,191.68
	2,920,369,054.56	2,730,651,118.09
	-351,202,918.97	-754,123,354.60
	0.00	2,903,780.00
	571,823,944.36	698,839,936.83
	0.00	0.00
	571,823,944.36	701,743,716.83
	641,667,290.48	491,451,648.42
	4,292,959.83	156,158,325.19
	0.00	0.00
	645,960,250.31	647,609,973.61
	-74,136,305.95	54,133,743.22
	17,346,284.99	614,982.30
	-343,214,042.11	160,187,627.69
	827,130,347.44	666,942,719.75
	483,916,305.33	827,130,347.44

7

	1,068,321,806.00				1,022,679,672.21	14,598,255.79	-14,842,611.94		178,921,254.88		1,572,471,686.53		3,812,953,551.89	

	00				0										
2	0.00				0.00	0.00									

											,520.22		,520.22
	394,00 0.00				6,382,2 80.00	0.00							6,776,2 80.00
1	394,00 0.00				2,509,7 80.00								2,903,7 80.00
2	0.00				3,872,5 00.00								3,872,5 00.00
3													0.00
4													0.00
	0.00				0.00	0.00			32,776, 297.23		-175,16 6,671.4 3	0.00	-142,39 0,374.2 0
1									32,776, 297.23		-32,776, 297.23		0.00
2													0.00
3											-142,39 0,374.2 0		-142,39 0,374.2 0
4													0.00
	355,97 5,935. 00				-355,97 5,935.0 0	0.00			0.00		0.00	0.00	0.00
1	355,97 5,935. 00				-355,97 5,935.0 0								0.00
2													0.00
3													0.00
4													0.00
													0.00
1													0.00
2													0.00
													-4,136,3 26.58
													-11,517, 714.21
													-7,381,3 87.63

	1,068,321,806.00				1,022,679,672.21	14,598,255.79	-14,842,611.94		178,921,254.88		1,572,471,686.53	0.00	3,812,953,551.89
--	------------------	--	--	--	------------------	---------------	----------------	--	----------------	--	------------------	------	------------------

8

	1,068,321,806.00				1,022,527,101.21	14,598,255.79			178,921,254.88	977,335,270.73	3,232,507,177.03		
	1,068,321,806.00				1,022,527,101.21	14,598,255.79			178,921,254.88	977,335,270.73	3,232,507,177.03		
	533,465,953.00	0.00	0.00	0.00	-533,516,317.00	-6,021,141.52	0.00	0.00	56,220,710.76				

2					0.00	0.00			0.00	0.00	0.00
3	0.00				0.00	0.00			0.00	0.00	0.00
	534,018, 403.00				-534,018, 403.00	0.00			0.00	0.00	0.00
1	534,018, 403.00				-534,018, 403.00	0.00			0.00	0.00	0.00
2	0.00				0.00	0.00			0.00	0.00	0.00
3	0.00				0.00	0.00			0.00	0.00	0.00
4					0.00	0.00			0.00	0.00	0.00
											0.00
1											0.00
2											0.00
	-552,45 0.00				-1,416,91 4.00	-6,021,14 1.52					4,051,777 .52
	1,601,78 7,759.00										

	()		
	14		2007 6 1	
			440301102850794	
160,178.7759	(2014	267,450)	160,178.7759 (1)
	A 1,812.2015			A 158,366.5744
6 10				2010
DVD	TFT	LCD	MID	

2015 4 16

MTC Electronic Co., Limited

8

1

2

12

1

2

1 1 12 31

3

12

4

MTC Electronic Co., Limited

5

1.

2.

6

33

7

8

89 1E

10

1.

2.

(1)

(2)

(1)

(2)

(3)

1)

13

2)

14

(1)

(2)

3.

(1)

(2)

(2)									
4.									
(1)									
(2)									
(3)									
5.									
(1)									
(2)									
(3)									
1)									
2)									
12				50%	50%			12	
50%								20%	20%
		6	6			12			

3

12

1.

(2)

1)

2)

(3)

337d16

- 1.
- 2.

16

1

2

		30	10.00%	3
		10	10.00%	9
		5	10.00%	18

(3)
3

19

20

21

1

1.
2.

	()
	50
	10

2

(2) (1) (3)

(4)
(5)

22

,

;

23

1

1

24

1

1.

2.

2

(1)

(2)

1)

2)

3)

3

(1)

(2)

4

25

1.

2.

26

1.

2)

(2)

4)

5)

(

3)

)

(3)

2.

29

1

2

30

/

1.

2.

3.

4.
(1) (2)

31

1

2

32

33

1



2014 7 1

2014

39

40

41

2

9

30

33

2014

37

2014

2013 12 31		
		20,890,331.85
		-20,890,331.85

	25.00
--	-------

2

1.

2011 4

2011 100

17%

3%

2.

2014 9 30

GR201444200919

2014-2016 15%

2013 10 11

GR201344200671

2013-2015 15%

2014 9 29

GR201433000202

(2014-2016

) 15%

3

1

	102,449.14	62,536.43
	928,173,528.65	1,801,425,991.56
	7,617,045.92	67,665,836.50
	935,893,023.71	1,869,154,364.49
	107,188,669.72	227,920,681.51

265,887,805.92

2

--	--	--

		20,890,331.85
		20,890,331.85
	0.00	20,890,331.85

5

1

	0.00	0.00%	0.00	0.00%	0.00	0.00	0.00%	0.00	0.00%	0.00
	1,446,408,288.60	100.00%	64,461,125.74	4.46%	1,381,947,162.86	1,140,935,234.32	100.00%	50,885,537.74	4.46%	1,090,049,696.58
	0.00	0.00%	0.00	0.00%	0.00	0.00	0.00%	0.00	0.00%	0.00
	1,446,408,288.60	100.00%	64,461,125.74	4.46%	1,381,947,162.86	1,140,935,234.32	100.00%	50,885,537.74	4.46%	1,090,049,696.58

1			
1		1,264,763,750.67	5.00%
1		1,264,763,750.67	5.00%
1 2		9,199,042.73	10.00%
2 3		978,279.67	30.00%
3 4		19,100.00	50.00%
		1,274,960,173.07	5.06%

			(%)
	171,448,115.53		
	171,448,115.53		

2

13,575,588.00

0.00

--	--	--

3

--	--

--	--	--	--	--	--

4

5

6

			(%)	
	510,697,320.66	35.31		25,156,264.30
	99,243,161.79	6.86		4,962,158.09
	92,590,175.28	6.40		4,629,508.76
	85,565,160.52	5.92		15,681.83
	57,447,603.98	3.97		2,872,380.20
	845,543,422.23	58.46		37,635,993.18

6

1

1	189,375,871.43	99.37%	425,644,898.20	100.00%
1 2	1,206,817.45	0.63%	0.00	0.00%
	190,582,688.88	--	425,644,898.20	--

1

2

		(%)
	63,408,101.00	33.27
	46,065,995.07	24.17
	28,332,500.00	14.87
	16,550,579.42	8.68
	12,215,670.90	6.41

8

1

()		
-----	--	--

2

1

()				
-----	--	--	--	--

9

1

	66,403,627.39	100.00%	3,492,935.13	5.26%	62,910,692.26	27,509,823.34	100.00%	2,175,317.44	7.91%	25,334,505.90
	66,403,627.39	100.00%	3,492,935.13	5.26%	62,910,692.26	27,509,823.34	100.00%	2,175,317.44	7.91%	25,334,505.90

1				
1		10,468,431.18	523,421.56	5.00%
1		10,468,431.18	523,421.56	5.00%
1	2	16,212,908.29	1,621,290.83	10.00%

2	3	529,050.38	158,715.11	30.00%
3	4	568,845.72	284,422.86	50.00%
4	5	688,725.00	550,980.00	80.00%
5		354,104.77	354,104.77	100.00%
		28,822,065.34	3,492,935.13	12.12%

			(%)
	1,509,601.92		
	35,567,368.19		
	504,591.94		
	37,581,562.05		

2

1,317,617.69

0.00

--	--	--

3

--	--

--	--	--	--	--	--

4

--	--	--

	25,058,474.36	23,861,562.51
	504,591.94	479,583.62
	1,509,601.92	1,278,315.59
	9,246,692.47	
	26,320,675.72	
	3,754,421.14	1,876,405.23
	9,169.84	13,956.39
	66,403,627.39	27,509,823.34

5

		26,320,675.72	1	39.64%	
		15,000,000.00	1-2	22.59%	1,500,000.00
		9,246,692.47	1	13.92%	
		2,061,405.38	1	3.10%	103,070.27
		1,273,825.31	2	1.92%	85,260.33
	--	53,902,598.88	--	81.17%	1,688,330.60

6

		9,246,692.47	1	2015 1-3
	--	9,246,692.47	--	--

7

8

10**1**

	459,048,544.44	31,306,096.49	427,742,447.95	564,442,412.31	30,397,496.97	534,044,915.34
	1,197,793.58					

12

	342,900,000.00	0.00
	342,900,000.00	0.00

13

	915,100,000.00	
	185,000,000.00	1,558,500,000.00
	7,314,426.52	5,010,892.73
	14,532,586.31	98,263,519.57
	1,121,947,012.83	1,661,774,412.30

14

1

2

	/			
--	---	--	--	--

3

4

--	--	--	--	--	--	--

5

--	--	--	--	--	--	--

15

1

2

--	--

2

3

17

18

1

1.				

1.	164,012.27			164,012.27
2.	53,169.69			53,169.69
1	53,169.69			53,169.69
3.				
1				
2				
4.	217,181.96			217,181.96
1.	0.00			0.00
2.				
1				
3				
1				
2				
4.	0.00			0.00
1.	923,887.75			923,887.75
2.	977,057.44			977,057.44

2

3

--	--	--

19

1

1.	52,747,758.83	236,293,971.91	21,585,505.80	5,470,907.98	12,640,484.99	328,738,629.51
2.	6,616,507.00	83,918,039.38	3,148,390.98	10,698,251.91	1,717,598.85	106,098,788.12
1	6,616,507.00	79,705,628.82	3,148,390.98	10,698,251.91	1,717,598.85	101,886,377.56
2		4,212,410.56				

2

--	--	--	--	--	--

3

--	--	--	--	--

4

--	--

5

--	--	--

20

1

	63,054,425.27		63,054,425.27	39,287,126.08		39,287,126.08
	500,740,083.69		500,740,083.69	247,992,595.99		247,992,595.99
	1,904,099.26		1,904,099.26			
	565,698,608.22		565,698,608.22	287,279,722.07		287,279,722.07

2

--	--	--	--	--	--	--	--	--	--	--	--	--

	120,000,000.00	39,287,126.08	23,767,299.19			63,054,425.27					
	1,500,000,000.00	247,992,595.99	252,747,487.70			500,740,083.69					
			6,116,509.82	4,212,410.56		1,904,099.26					
	1,620,000,000.00	287,279,722.07	282,631,296.71	4,212,410.56		565,698,608.22	--	--			--

3

--	--	--	--	--	--	--	--	--	--	--	--

21

--	--	--	--	--	--	--	--	--	--	--	--

22

--	--	--	--	--	--	--	--	--	--	--	--

23

1

2

24

25

1

1.	202,645,444.57			1,926,077.56	204,571,522.13
2.				409,835.90	409,835.90
1				409,835.90	409,835.90
2					

1.	185,546,229.13			1,779,376.46	187,325,605.59
2.	189,599,709.54			1,573,288.49	191,172,998.03

2

--	--	--

26

	0.00						0.00

27

1

	71,906,853.63					71,906,853.63
	71,906,853.63					71,906,853.63

2

		30,094,297.48				30,094,297.48
		30,094,297.48				30,094,297.48

30,094,297.48

28



	705,798,157.29	105,869,723.59	653,377,310.16	98,001,590.20
	7,002,848.77	1,050,427.32	10,292,118.62	1,543,817.79
	8,494,539.45	1,347,206.99		
	724,500,589.40	108,748,114.48	687,897,273.88	103,179,584.75

3

		20,395,408.60		20,345,092.58
		108,748,114.48		103,179,584.75

4

		37,229,718.88	28,942,871.47
		9,504,103.13	4,292,107.52
		46,733,822.01	33,234,978.99

5

2015	1,334,949.97	1,116,871.35	
2016	1,720,949.46	1,334,949.97	
2017	1,762,193.08	1,720,949.46	
2018	7,374,072.96	1,762,193.08	
2019	25,037,553.41	23,007,907.61	
	37,229,718.88	28,942,871.47	--

30

	851,970,000.00	
	54,003,451.17	2,583,135.16
	905,973,451.17	2,583,135.16

31

1

		60,969,000.00
		10,000,000.00
	171,332,000.00	79,894,171.28
	1,041,289,715.58	1,989,971,154.47
	1,212,621,715.58	2,140,834,325.75

2

--	--	--	--	--

32

	3,686,250.00	
	3,686,250.00	
	3,686,250.00	0.00

33

34

	479,240.00	
	479,240.00	0.00

35

1

	800,196,011.42	885,500,634.01
	49,227,667.41	31,426,406.67
	2,131,186.91	2,444,552.00
	851,554,865.74	919,371,592.68

2

1

--	--	--

36

1

2 1

--	--	--

3

--	--

37

1

	27,535,433.33	292,180,210.27	292,962,581.35	26,753,062.25
-	13,465.92	6,645,116.06	6,645,283.34	13,298.64
	27,548,899.25	298,825,326.33	299,607,864.69	26,766,360.89

2

1	27,514,729.48	285,512,054.53	286,302,335.33	26,724,448.68
2		3,145,590.10	3,145,590.10	
3	20,703.85	2,717,962.81	2,713,153.47	25,513.19
	20,198.88	2,125,439.47	2,126,764.63	18,873.72
		515,984.74	509,783.98	6,200.76
	504.97	76,538.60	76,604.86	438.71
4		771,213.90	771,213.90	
5		33,388.93	30,288.55	3,100.38
	27,535,433.33	292,180,210.27	292,962,581.35	26,753,062.25

3

1	10,099.44	4,625,623.92	4,625,349.48	10,373.88
2	3,366.48	2,019,492.14	2,019,933.86	2,924.76
	13,465.92	6,645,116.06	6,645,283.34	13,298.64

38

	706,487.46	1,091,031.08
	63,525.00	63,525.00
	25,940,835.08	23,101,403.65
	902,477.82	1,660,063.04
	3,011,329.01	669,274.24
	80,515.43	80,515.43
	373,326.37	774,223.35
	2,964,587.33	476,782.48
	11,946,944.64	12,832,079.00
		826,106.17
	45,990,028.14	41,575,003.44

39

		2,129,094.97
	0.00	2,129,094.97

--	--	--

40

	318,187.79	596,242.99
	318,187.79	596,242.99

1

41

1

	10,759,598.47	8,209,532.92
	1,426,155.34	2,887,566.34
	9,146,000.36	19,123,005.82
	106,513.48	74,918.33
	21,280,923.90	27,286,602.77
	42,719,191.55	57,581,626.18

2

1

--	--	--

42

--	--	--

43

--	--	--

44

	7,787,787.32	6,441,599.90
	7,787,787.32	6,441,599.90

--	--	--	--	--	--	--	--	--	--	--	--

45

1

--	--	--

46

1

--	--	--

2

--	--	--	--	--	--	--	--	--	--	--	--

3

4

47

1

--	--	--

48

1

--	--	--

2

--	--	--

--	--	--

--	--	--

49

--	--	--	--	--	--

50

	8,862,787.71	9,541,021.85	
	35,388,600.00	35,388,600.00	
	44,251,387.71	44,929,621.85	--

2014 2013 11 2013 12 6,000.00
 10,000.00 2014 2014

51

	25,012,047.54	10,000,000.00	562,679.44	34,449,368.10	
	25,012,047.54	10,000,000.00	562,679.44	34,449,368.10	--

						/
	25,012,047.54		562,679.44		24,449,368.10	
LED		10,000,000.00			10,000,000.00	
	25,012,047.54	10,000,000.00	562,679.44		34,449,368.10	--

1)

562,679.44

2)

[2014]158 2014

10,000,000.00

LED

52

	789,326.95	7,022,355.89
	789,326.95	7,022,355.89

53

		+					
	1,068,321,806. 00			534,018,403.00	-552,450.00	533,465,953.00	1,601,787,759. 00

(1)

1) 2013

534,018,403.00

2014 6 11

1,602,340,209.00

(

2014 3-52)

2) 2012

285,000

1,602,055,209.00

(2014 3-22)

2014

55

	1,018,059,572.21		534,018,403.00	484,041,169.21
	4,620,100.00	1,919,000.00	1,416,914.00	5,122,186.00
	1,022,679,672.21	1,919,000.00	535,435,317.00	489,163,355.21

1)	534,018,403.00	2013	
2)	1,919,000.00		
3	2012		
285,000		849,300.00	
	2014		
	267,450		567,614.00

56

	285,000.00		285,000.00	
-	14,313,255.79		5,736,141.52	8,577,114.27
	14,598,255.79		6,021,141.52	8,577,114.27

1	2013		
285,000	3.98 /	1,134,300.00	2014 10
2	6,021,141.52		

57

	-14,842,611.94	1,579,769.62			1,579,769.62		-13,262,842.32
	-14,842,611.94	1,579,769.62			1,579,769.62		-13,262,842.32
	-14,842,611.94	1,579,769.62			1,579,769.62	0.00	-13,262,842.32

58

--	--	--	--	--

59

	178,921,254.88	56,220,710.76		235,141,965.64
	178,921,254.88	56,220,710.76		235,141,965.64

10%

60

	1,572,471,686.53	1,111,752,837.74
	1,572,471,686.53	1,111,752,837.74
	665,662,378.32	635,885,520.22
	56,220,710.76	32,776,297.23
	-53,998.00	142,390,374.20
	2,181,967,352.09	1,572,471,686.53

1)

2)

- 3)
- 4)
- 5)

61

	6,800,888,649.06	5,807,182,704.42	6,543,532,200.07	5,700,934,305.09
	306,736,352.24	228,601,191.07	232,587,597.53	182,909,439.55
	7,107,625,001.30	6,035,783,895.49	6,776,119,797.60	5,883,843,744.64

62

		292,980.71	

	7,434,219.47	12,887,012.65
	34,481,936.13	13,288,233.78
	1,351,934.22	819,925.18
	12,389,493.55	6,496,529.81
	163,845,935.35	113,999,881.81

64

	18,658,626.78	22,276,168.97
	2,939,497.05	1,765,825.37
	1,048,632.14	531,211.69
	3,692,996.74	932,562.10
	108,358,789.51	51,795,327.62
	2,143,612.19	1,683,547.22
	4,202,787.43	4,119,138.30
	2,826,628.01	2,264,415.59
	11,219,870.36	4,513,868.13
	964,575.43	
	156,056,015.64	89,882,064.99

65

	21,916,182.61	38,551,171.53
	30,139,271.15	59,245,403.73
	-9,188,414.84	-21,814,297.66
	602,412.54	4,164,850.13
	12,634,036.89	10,303,479.39
	381.75	
	-4,174,672.20	-28,040,200.34

66

	14,893,205.69	6,506,012.81
	54,470,911.17	57,136,879.05
	30,094,297.48	
	99,458,414.34	63,642,891.86

67

--	--	--

	59,863,659.40	29,913,047.24	5,763,313.44
	856,257.35	1,020,786.54	856,257.35
	1,132,591.43	315,518.27	1,132,591.43
	62,114,279.63	31,275,479.35	8,013,933.67

			/
	1,116,252.00	481,250.00	
	1,275,785.00	17,642.00	
	19,676.00	1,723,556.00	
	250,000.00	750,000.00	
	27,500.00		
	130,000.00		
	1,000,000.00		
	10,000.00		
	300,000.00		
	500,000.00		
	54,100,345.96	26,206,525.80	
	300,000.00		
	90,000.00		
	31,281.00		
	100,000.00		
	22,416.00		
	27,724.00	60,000.00	
		62,019.00	
		50,000.00	
	562,679.44	562,054.44	
	59,863,659.40	29,913,047.24	--

70

	-1,347,206.99
	-3,092,812.26
	118,637,497.47

72

73

1

	12,783,818.31	4,995,922.97
	5,200,634.00	3,144,467.00
	17,681,590.91	6,587,296.68
	35,666,043.22	14,727,686.65

2

	143,464,262.49	115,625,481.09
	123,537,029.23	62,534,415.54
	18,275,722.32	75,813,332.68
	285,277,014.04	253,973,229.31

3

	862,065,836.50	1,149,167,427.43
	1,558,500,000.00	700,000,000.00
	17,355,452.84	54,248,852.85

	10,000,000.00	
	2,447,921,289.34	1,903,416,280.28

4

	265,887,805.92	794,400,000.00
	7,617,045.92	67,665,836.50
	2,294,970,000.00	1,558,500,000.00
	12,634,036.89	10,303,479.39
	2,581,108,888.73	2,430,869,315.89

5

--	--	--

6

	4,257,228.34	4,482,433.22
	2,038,469.88	1,661,147.94
	36,684.77	36,717.77
	24,576,581.85	-20,890,331.85
	17,194,766.66	-15,697,681.32
	-139,046,427.12	-58,458,361.85
	-50,316.01	5,223,605.49
	5,568,529.73	47,549,984.81
	262,418,574.12	-53,073,634.68
	104,494,409.68	-594,248,014.34
	-57,034,973.13	37,264,443.18
	1,919,000.00	3,872,500.00
	1,026,219,377.56	86,888,924.47
2	--	--
3	--	--
	662,388,171.87	1,007,088,527.99
	1,007,088,527.99	752,034,323.67
	-344,700,356.12	255,054,204.32

2

	--
	--
	--

3

	--

	--
	--

4

	662,388,171.87	1,007,088,527.99
	102,449.14	62,536.43
	662,285,722.73	1,007,025,991.56
	662,388,171.87	1,007,088,527.99

2

78

79

1

1

--	--	--	--	--	--	--	--	--

2

3

4

5

6

2

1

--	--	--	--	--	--	--	--	--

2

3

3

4

5

		2014-3-7	50000	100%

6

1

1

				100.00%		
				100.00%		
				100.00%		
MTC Electronic Co., Limited					100.00%	
					100.00%	
				50.00%	50.00%	
				100.00%		
					100.00%	

2

--	--	--	--	--

3

4

5

2

1

2

3

1

20%

20%

2

3

4

	/	/
	--	--
	--	--
	--	--
	--	--

5

6

--	--	--	--

7

8

4

				/

5

6

()

2.

2014 12 31

58.46%(2013 12 31

59.14%)

3.

(1)

		1	1-2	2	
	121,994,868.97				121,994,868.97
	171,448,115.53				171,448,115.53
	37,581,562.05				37,581,562.05
	7,002,848.77				7,002,848.77
	342,900,000.00				342,900,000.00
	1,100,100,000.00				1,100,100,000.00
	851,970,000.00				851,970,000.00
	2,632,997,395.32				2,632,997,395.32

		1	1-2	2	
	134,109,817.52				134,109,817.52
	332,504,657.80				332,504,657.80
	1,757,899.21				1,757,899.21
	10,292,118.62				10,292,118.62
	1,558,500,000.00				1,558,500,000.00
	2,037,164,493.15				2,037,164,493.15

(2)

()

			1	1-3	3
	1,212,621,715.58	1,222,162,891.54	1,222,162,891.54		
	479,240.00	479,240.00	479,240.00		
	851,554,865.74	851,554,865.74	851,554,865.74		
	318,187.79	318,187.79	318,187.79		
	42,719,191.55	42,719,191.55	42,719,191.55		
	7,787,787.32	7,787,787.32	7,787,787.32		
	789,326.95	789,326.95		789,326.95	
	35,388,600.00	35,388,600.00		35,388,600.00	
	2,151,658,914.93	2,161,200,090.89	2,125,022,163.94	36,177,926.95	

()

			1	1-3	3
	2,140,834,325.75	2,147,515,459.37	2,147,515,459.37		
	919,371,592.68	919,371,592.68	919,371,592.68		
	2,129,094.97	2,129,094.97	2,129,094.97		
	596,242.99	596,242.99	596,242.99		
	57,581,626.18	57,581,626.18	57,581,626.18		
	6,441,599.90	6,441,599.90	6,441,599.90		
	7,022,355.90	7,022,355.90		7,022,355.90	
	35,388,600.00	35,388,600.00		35,388,600.00	
	3,169,365,438.37	3,176,046,571.99	3,133,635,616.09	42,410,955.90	

()

(1)

2014 12 31 185,000 000.00 (2013 12 31
1,558,500,000.00) 50%

2014 12 31 1,619,870 000.00
50%

(2)

1

	--	--	--	--
	3,686,250.00			3,686,250.00
	3,686,250.00			3,686,250.00
	--	--	--	--

2

3

4

5

6

7

8

9

1

()	258 2015-160		1,299.975	63.88%	63.88%

--	--	--	--	--	--

2007 2 12

1,299.975

2011 9

()

91.6459%

0.0867%

2

3

--	--

4

5

1

/

		206,210.63	2,385,841.46
		165,586.15	

/



	300,000,000.00	2014 07 02	2015 07 02	
	152,975,000.00	2014 11 04	2015 11 04	

5

6

--	--	--	--

7

--	--	--

8

6

1

		81,044.17			
				149,312.83	

2

			297,456.02
		15,273.32	

7

8

1

	0.00
	1,344,604.73
	267,450.00

(1) 2012

2012 7 27

2012 7 31

2012 10

12

2012 10 22

2012 11 14

2012 11 21 139

3,138,121

5.97 / 2012 12 10

2012

12 13 2012

4,707,181.50

2 2013

2012 11 21

190,000

2012

285,000

2012

3.98 /

1,134,300.00

3 2013

2013 12 2

2013 12 13

4

5

1

2

1

2

3

1

--	--	--	--

2

3

4

()

267,450

()
©?

1

1



--	--	--	--



6
1
2
3
4
7
8
1
1

	1,095,311,029.24	100.00%	48,358,926.61	4.42%	1,046,952,102.63	974,177,643.50	100.00%	40,849,116.37	4.19%	933,328,527.13
	1,095,311,029.24	100.00%	48,358,926.61	4.42%	1,046,952,102.63	974,177,643.50	100.00%	40,849,116.37	4.19%	933,328,527.13

1			
1		949,622,520.08	47,481,126.01 5.00%
1		949,622,520.08	47,481,126.01 5.00%

1	2	8,682,506.03	868,250.60	10.00%
3	4	19,100.00	9,550.00	50.00%
		958,324,126.11	48,358,926.61	5.05%

			(%)
	17,524,745.44		
	119,462,157.69		
	136,986,903.13		

2

7,509,810.24

--	--	--

3

--	--

--	--	--	--

	845,229,785.54	77.16	37,620,311.35
--	----------------	-------	---------------

5

6

2

1

	898,305,133.38	100.00%	3,194,816.67	0.36%	895,110,316.71	241,753,459.79	100.00%	1,874,420.71	0.78%	239,879,039.08
	898,305,133.38	100.00%	3,194,816.67	0.36%	895,110,316.71	241,753,459.79	100.00%	1,874,420.71	0.78%	239,879,039.08

1			
1	8,552,784.00	427,639.20	5.00%
1	8,552,784.00	427,639.20	5.00%
1 2	15,519,453.29	1,551,945.33	10.00%
2 3	488,378.38	146,513.51	30.00%
3 4	447,267.72	223,633.86	50.00%
4 5	638,725.00	510,980.00	80.00%
5	334,104.77	334,104.77	100.00%
	25,980,713.16	3,194,816.67	12.30%

			(%)
	837,876,648.36		
	1,502,652.06		
	9,246,692.47		
	374,972.64		
	23,323,454.69		
	872,324,420.22		

2

1,320,395.96

--	--	--

3

--	--

--	--	--	--	--	--

4

	22,710,947.36	22,562,981.51
	837,876,648.36	217,830,706.00
	374,972.64	388,291.61

	1,502,652.06	971,480.67
	9,246,692.47	
	23,323,454.69	
	3,269,765.80	
	898,305,133.38	241,753,459.79

5

MTC Electronic CO.,LIMITED		433,914,169.54	1	48.30%	
		174,834,018.68	1	19.46%	
		94,554,446.01	1	10.53%	
		87,673,402.26	1	9.76%	
		46,900,611.87	1	5.22%	
	--	837,876,648.36	--	93.27%	

6

	146,458,790.00	32,589,869.99	113,868,920.01	146,458,790.00		146,458,790.00
	146,458,790.00	32,589,869.99	113,868,920.01	146,458,790.00		146,458,790.00

1

	70,190.00			70,190.00		

5

		(%)
	2,235,189,637.14	35.51
	686,052,345.44	10.90
	428,838,595.38	6.81
	268,076,907.21	4.26
	285,393,542.84	4.53
	3,903,551,028.01	62.01

5

	65,947,222.58	58,458,361.85
	53,731,418.20	
	119,678,640.78	58,458,361.85

6

1

1

1

		<p>1</p> <p style="text-align: right;">+</p> <p style="text-align: right;">+</p> <p style="text-align: right;">2</p> <p style="text-align: right;">101,690,899.81</p> <p style="text-align: right;">2011</p> <p style="text-align: right;">+</p> <p style="text-align: right;">+</p> <p style="text-align: right;">3</p>
		<p style="text-align: right;">2000 25</p> <p style="text-align: right;">2000 577</p> <p style="text-align: right;">17%</p> <p style="text-align: right;">3%</p> <p style="text-align: right;">54,100,345.96</p> <p style="text-align: right;">14%</p>

2

		<p style="text-align: center;">/</p> <p style="text-align: center;">/</p>

	16.05%	0.4155	0.4155
	15.75%	0.4055	0.4055

3

1

2

3

4

2014

12 31

	2013 12 31	2014 12 31
	1,869,154,364.49	935,893,023.71
	20,890,331.85	0.00
	332,504,657.80	



			0.00
	0.00	977,057.44	923,887.75
	192,599,559.95	242,014,064.87	311,565,963.36
	59,634,607.57	287,279,722.07	565,698,608.22
	190,512,103.10	191,172,998.03	187,325,605.59
			0.00
	0.00	71,906,853.63	41,812,556.15
	4,122,948.84	3,380,152.28	4,065,989.99
	25,568,698.09	20,345,092.58	20,395,408.60
	0.00	2,583,135.16	905,973,451.17
	472,437,917.55	819,659,076.06	2,037,761,470.83
	5,387,842,147.27	7,212,856,369.15	6,896,422,100.92
	1,004,191,332.71	2,140,834,325.75	1,212,621,715.58
	0.00	0.00	3,686,250.00

	711,951,871.00	1,068,321,806.00	1,601,787,759.00
	1,372,273,327.21	1,022,679,672.21	489,163,355.21
	18,734,582.37	14,598,255.79	8,577,114.27
	-3,324,897.73	-14,842,611.94	-13,262,842.32
	146,144,957.65	178,921,254.88	235,141,965.64
	1,111,752,837.74	1,572,471,686.53	2,181,967,352.09
	3,320,063,513.50	3,812,953,551.89	4,486,220,475.35
			0.00
	3,320,063,513.50	3,812,953,551.89	4,486,220,475.35
	5,387,842,147.27	7,212,856,369.15	6,896,422,100.92

5

1
2
3
4
5

2014